

## FINANCE COMMITTEE INFORMATION



## Fiscal Year-End Financial Results

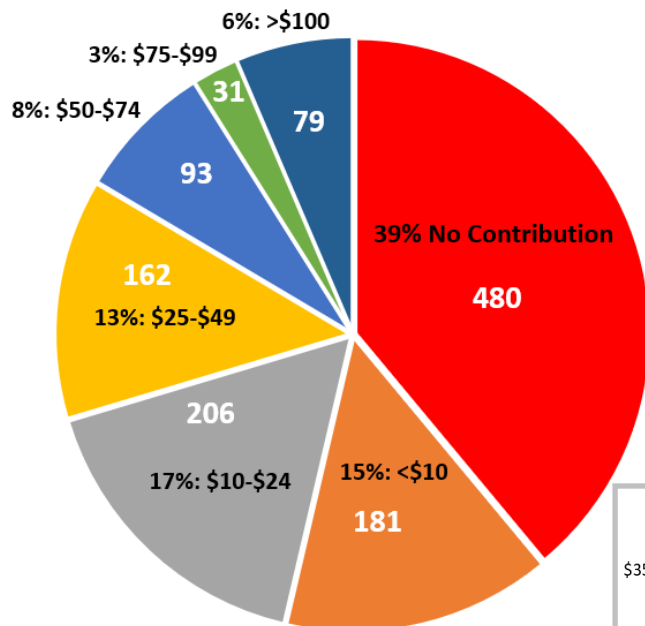
### Income Statement for the period July 1 through June 30

<b><u>Revenues:</u></b>	<b><u>2019-2020</u></b>	<b><u>2018-2019</u></b>
Offertory	\$ 1,450,718	\$ 1,394,118
School of Religion (PSR)	13,608	17,789
Other Income	45,064	57,222
Building Contributions	<u>38,391</u>	<u>55,773</u>
Total Income	<u>\$ 1,547,781</u>	<u>\$ 1,524,902</u>
<b><u>Expenses:</u></b>		
Archdiocesan Assessment & School Subsidy	179,183	148,604
Auto, Food, Education, Miscellaneous	26,150	39,011
Capital Improvements/Maintenance	77,407	50,484
Charities--5%	78,296	72,950
Clergy Salaries and Benefits	64,785	62,832
Lay Salaries and Benefits	135,369	81,448
Leases and Rentals	953	11,593
Loan Interest	134,515	135,117
Professional & Liturgical Services	68,892	77,232
Religious Education	69,062	48,566
Supplies, Contracts, Licenses	42,636	45,084
Utilities/Insurance	<u>68,081</u>	<u>40,481</u>
Total Expenses	<u>\$ 945,328</u>	<u>\$ 813,402</u>
Total Result	<u>\$ 602,453</u>	<u>\$ 711,500</u>
Less: Loan Principal Pay Down	(500,000)	(500,000)
Balance	<u>\$ 102,453</u>	<u>\$ 211,500</u>

### Statement of Financial Position as of June 30

<b><u>Assets</u></b>	<b><u>2019-2020</u></b>	<b><u>2018-2019</u></b>
Operating Account	\$ 131,748	\$ 87,026
Savings and Building Funds	501,958	742,085
Building	5,486,035	5,190,163
Land	2,417,739	2,417,739
Furniture, Equipment, Other Assets	<u>253,988</u>	<u>223,782</u>
Total Assets	<u>\$ 8,791,468</u>	<u>\$ 8,660,795</u>
<b><u>Liabilities</u></b>		
Building construction loan	\$ 2,711,903	\$ 2,711,903
Land loan on initial 16 acres	824,570	824,570
Land loan on back 31 acres	1,631,214	1,631,214
Accounts Payable	<u>32,962</u>	<u>4,743</u>
Total Liabilities	<u>\$ 4,700,649</u>	<u>\$ 5,172,430</u>
Total Net Assets	<u>\$ 4,090,820</u>	<u>\$ 3,488,365</u>
<b>Total Liabilities &amp; Net Assets</b>	<b><u>\$ 8,791,468</u></b>	<b><u>\$ 8,660,795</u></b>

### Weekly Contribution by Registered Family July 2019 - June 2020

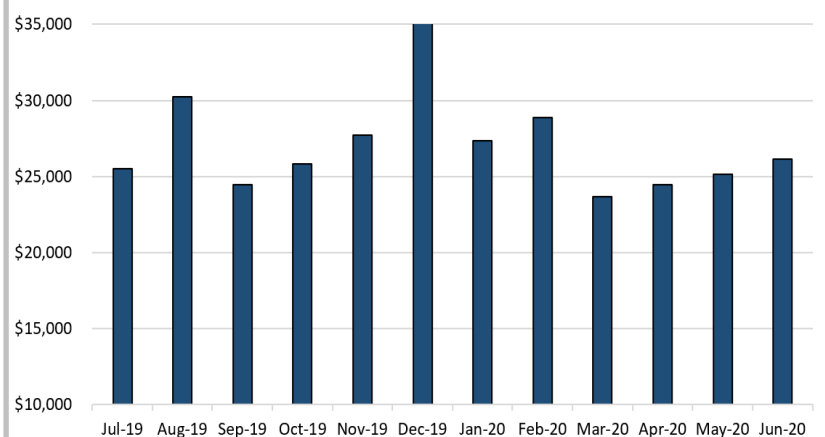


As of 6/30/20 we have  
1,232 registered families.

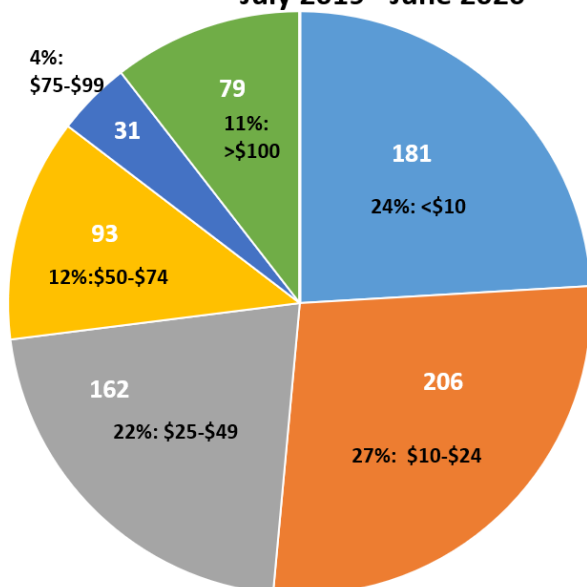
Of these 1,232 families,  
752 financially contribute St. Clare.

39% of registered families  
make no financial contribution.

### Average Weekly Contributions by Month



### Weekly Contribution Levels by Participating Families July 2019 - June 2020



### Key Year over Year Financial Stats: 2019 vs. 2020

1. 11% increase in registered families: 1111 to 1232
2. 1.5% increase in total income : \$1.525m to \$1.548m
3. 3% increase in avg. total weekly contributions: \$26.3k to \$27.1k
4. 3% **decrease** in avg. weekly giving per family: from \$35.37 to \$34.30
5. Online Giving avg. rose from 50% to 56%