

# STATEMENT OF ACTIVITIES

Parish Income	Fiscal Year 2024	Fiscal Year 2023
Offertory (1)	\$2,011,898	\$1,944,410
Interest (2)	211,421	113,330
Special Ministries & Recreation	68,548	45,093
Donations and Memorials	10,926	39,437
Religious Education	42,694	31,331
Archbishop's Annual Appeal Rebate	35,150	30,287
Rental, Candles, Flowers	11,938	15,302
Other Income (3)	34,494	11,404
	<b>\$2,427,069</b>	<b>\$2,230,594</b>

Parish Expenses	Fiscal Year 2024	Fiscal Year 2023
Administration (4)	\$764,433	\$703,718
Archdiocese Assessments (5)	333,316	293,587
Religious Education	271,135	263,835
Operations (6)	324,641	262,379
Social Justice (7)	193,829	194,130
Liturgy & Music	204,442	160,851
Capital Improvements (8)	8,309	81,500
Special Ministries & Recreation	71,346	69,792
Rectory (9)	6,483	140
	<b>\$2,177,934</b>	<b>\$2,029,932</b>

<b>Net Income—Operations</b>	<b>\$249,135</b>	<b>\$200,662</b>
Capital Campaign Income	2,072,419	
Capital Campaign Expense	834,017	80,247
<b>Income—Expense Including Building Fund/Capital Campaign</b>	<b>\$1,487,537</b>	<b>\$120,415</b>

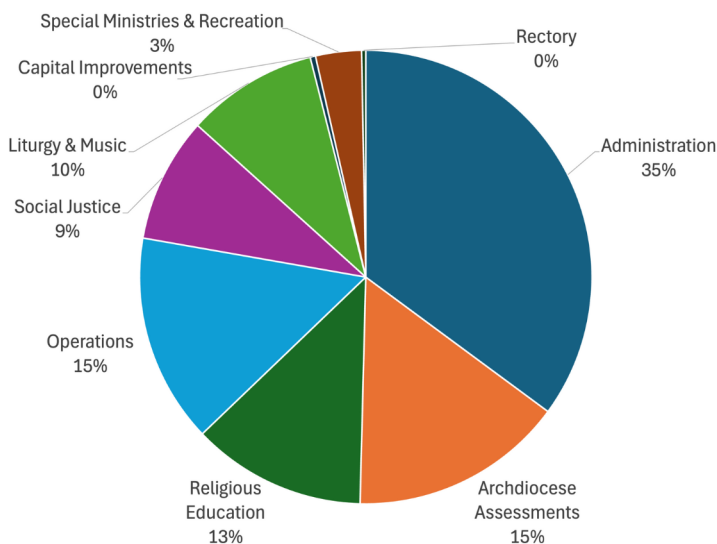
## NOTES:

- (1) Offertory increased 3.47% from last fiscal year.
- (2) Interest is on savings held with the Archdiocese. The Archdiocese increased the interest rate this year.
- (3) Other income includes a net gain of \$19,529 on the market value of the parish endowment.
- (4) Administration includes support for priests, administrative staff salaries and benefits, insurance and parish communications. Spending increased this year with increased staff and less time with vacant positions.
- (5) Archdiocese Assessments are based on offertory two years ago.
- (6) Operations includes utilities, building repairs and maintenance, grounds maintenance, and other variable costs associated with parish facilities and property.
- (7) STM is committed to tithe 10% of the previous year's offertory to social justice.
- (8) Spending last year included developing the Master Plan and replacing the gym floor.
- (9) Non-STM Jesuit priests residing in the rectory pay the parish rent, offsetting expenses.



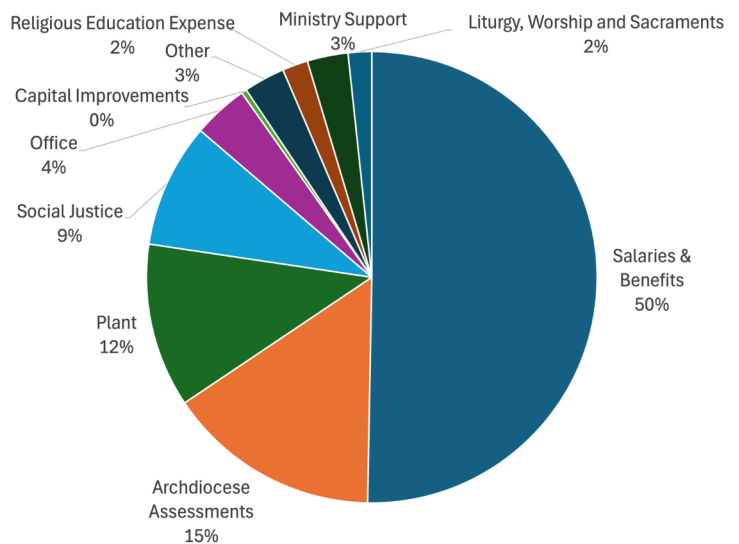
## HOW IS YOUR CONTRIBUTION SPENT?

This chart is a view of expenses as reported in the table above.



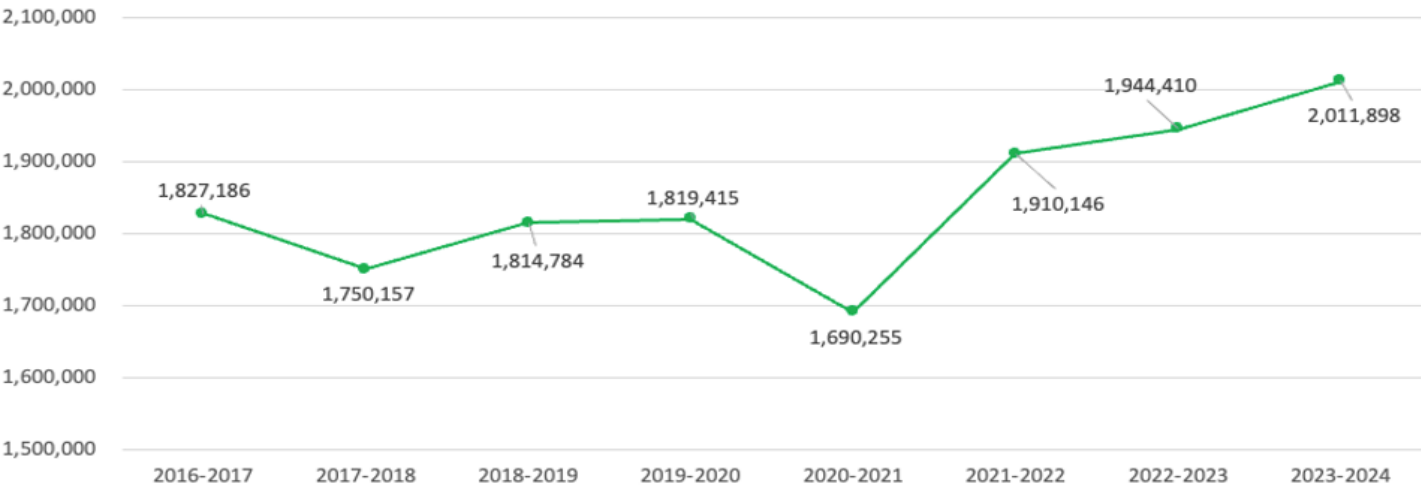
## CONSOLIDATED CATEGORIZATION OF EXPENSES

This chart is an alternative view of expenses that consolidates salaries and benefits across categories. It shows that 50% of parish spending is on staff salaries and benefits.



*Social Justice spending is 10% of offertory revenue, but 9% of total spending.*

# ANNUAL OFFERTORY



# NUMBER OF HOUSEHOLDS CONTRIBUTING BY GIVING CATEGORY



# HOUSEHOLD CONTRIBUTIONS

	FY 2024	FY 2023
Number of Registered Households	1,584	1,537
Number of Households with Identified Giving	1,193	1,229
Average Contribution (among households with identified giving)	\$1,640	\$1,537
Midpoint Contribution (among households with identified giving)	\$690	\$636
Households Making Offertory Appeal Commitment *	-	428

## Parishioner Age Distribution

0 to 20	35%
21 to 39	22%
40 to 59	27%
60+	16%

\* An Offertory Appeal was not conducted in FY2024 because of the capital campaign, but parishioners were encouraged to continue their ongoing financial support.



# STATEMENT OF FINANCIAL POSITION AS OF JUNE 30, 2024

## Assets

Operating Checking Account	\$633,496
Savings - General (1)	3,076,999
Savings - Capital Improvements (2)	779,120
Savings - Social Justice	104,319
Savings - Restricted for Capital Campaign	4,004,077
Endowment Catholic Foundation (3)	132,636
Due From School (4)	6,211
Land, Building, Equipment	<u>9,058,811</u>
<b>Total Assets:</b>	<b>\$17,795,669</b>

## Liabilities and Net Assets

Total Liabilities	19,215
Total Net Assets	<u>17,776,454</u>
<b>Total Liabilities &amp; Net Assets:</b>	<b>\$17,795,669</b>

## NOTES:

- (1) Reserve for General Operations
- (2) Reserve for Facilities & Equipment (e.g. roof, HVAC replacements)
- (3) Endowment for STM Parish
- (4) Shared expenses that will be reimbursed by the school in July 2024



# SECOND COLLECTIONS

## ARCHDIOCESE SECOND COLLECTIONS

	Fiscal Year 2024	Fiscal Year 2023
Archdiocesan Hispanic Ministries	\$6,481	\$2,279
Archdiocesan Seminarians	4,965	5,612
Archdiocesan St. Vincent de Paul	5,808	4,546
Black & Indian Mission	3,082	1,902
Campaign for Human Development	1,922	2,140
Catholic Charities	12,707	7,573
Catholic Communications	2,082	1,439
Catholic Home Mission	2,214	2,243
Catholic Relief Services	3,186	6,735
Catholic University	1,569	2,348
Holy Land	2,158	2,128
Mission Co-op	1,854	2,045
Peter's Pence	3,234	730
Retirement for Religious	2,787	3,446
<b>Total</b>	<b>\$54,046</b>	<b>\$45,164</b>

## STM SECOND COLLECTIONS

	Fiscal Year 2024	Fiscal Year 2023
Missionaries of the Poor	\$2,334	\$2,595
Our Lady of Perpetual Help		
Auxiliary	2,879	1,782
Serve Haiti	3,208	3,362
STM St. Vincent de Paul	130,669	141,940
<b>Total</b>	<b>\$139,090</b>	<b>\$149,679</b>



# ARCHBISHOP'S ANNUAL APPEAL

	2023	2022
GOAL	\$140,600	\$154,900
Total Pledged and Collected	197,105	214,198
Total Collected	182,097	191,708
Rebate to Parish	35,150	30,287
Endowment Fund Deposit	6,347	-

The Archbishop's Annual Appeal is conducted over a calendar year, not fiscal year.

The goal each year is based on offertory from two years ago. The FY2023 goal was lower than the previous year because it is based on the year offertory was lower during Covid.

Up to 25% of Appeal funds collected above the goal are rebated to the parish. Collections above that are deposited by the Archdiocese in the parish's endowment fund.